



MADELITE 2.5

*Story Of
Luxury & Cool Wibe*

M
MADELEINE
FLOORS



PALMONAS

By Shraddha Kapoor

Floored with
Madeleine Products

Trusted by
.....

M
MADELEINE
FLOORS

FABO
For Fabulous Homes and Fabric

TAJ
Luxury Hotels

Funky Kingdom

MG

ARADHANA
BUILDERS PVT. LTD.

VIVTAA

Story of
Smile Stones

SERUM INSTITUTE OF INDIA

DELUX BEARINGS

VIZAG
Cricket Stadium

HOTEL CROWN PALACE
A Choice of Excellence

Piramal

3IGL TOWNSHIP

AromaThai DAY SPA

ALLIANCE PRESSE

SYMBIOSIS

HYATT REGENCY

adani

PALMONAS

European Trust
Since Last 10 Years

Global Presence



United Kingdom

Sweden

Germany

Italy

Spain

Poland

Denmark

France

Russia

Story of
Global Dots

Ireland

Netherlands

Georgia

Azerbaijan

Bulgaria

Malta

Greece

Armenia

Cyprus

Poland

Netherlands

Norway

Belarus

Portugal

Slovakia

Slovakia

Finland

Portugal

Romania

45+

Countries
Presence

500+

Pan India
Dealers

6M +

Installation


WS PROTECTION™

MADELITE 2.5


*Story Of Innovation &
Technology*



AC6



**DURO
COAT™**



**CoreX™
FORMULA**



**WS
PROTECTION™**

MADELITE 2.5 is technically strong & ultra durable
product for heavy commercial usage

MADELITE 2.5

Best & Strongest

LVT

- × SOFTER SURFACE
- × DENSITY ~ 1.70 G/CM³
- × LESS WATER RESISTANT
- × SUSCEPTIBLE TO DENTS AND SCRATCHES
- × VULNERABLE TO TEMPERATURE CHANGES
- × NOT SUITABLE FOR HEAVY COMMERCIAL USAGE



MADELITE 2.5

- ✓ COREX™ TECHNOLOGY
- ✓ DENSITY ~ 2.05 G/CM³
- ✓ 100% WATERPROOF
- ✓ HIGHLY SCRATCH AND DENT RESISTANT
- ✓ DIMENSIONALLY STABLE AND DURABLE
- ✓ BEST CHOICE FOR HEAVY COMMERCIAL USAGE




WOODEN


- × PRONE TO WARPING & SWELLING
- × DENSITY ~ 1.05 G/CM³
- × HIGH MAINTENANCE
- × SCRATCHES AND DENTS OVER TIME
- × EASILY DAMAGED BY MOISTURE
- × NOT SUITABLE FOR HEAVY COMMERCIAL USAGE




Story Of Multiple Style.




CHECKERBOARD




FRAMING LAYOUT



STACK BOND



DIAGONAL PLANK PATTERN




STAIR STEP PLANK PATTERN




HERRINGBONE



DOUBLE HERRINGBONE



H PLANK PATTERN



RANDOM LAY



MADELITE 2.5 offers full freedom to create multiple styles on surface as per your choice!

MADELITE 2.5 - INSTALLATION INSTRUCTIONS


INSTALLATION MATERIALS AND TOOLS NEEDED.

- ◆ Madelite SPC Planks
- ◆ Notched Trowel
- ◆ Recommended Adhesive:- SR 505 or SR 998
- ◆ Measuring Tape
- ◆ Straight Edge or T-Square
- ◆ Chalk Line
- ◆ Roller
- ◆ Mop for Cleaning
- ◆ Utility Knife

INSTALLATION INSTRUCTIONS

◆ INTRODUCTION

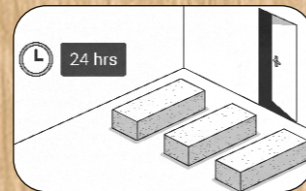
Floor coverings designed and produced by Madeleine Floors are SPC flooring products for interior use. They are intended for glue-down installation applications.



◆ PRIOR TO INSTALLATION

◆ Inspection

Before installation, inspect all materials for batch number, reference, color, design, or any visual defect. Do not install any damaged or defective planks.


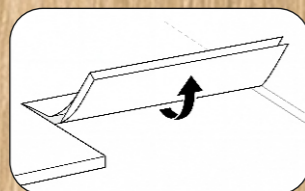



◆ Acclimation

Madeleine Floors recommends leaving materials for at least 24 hours at room temperature before installation to ensure proper acclimation.

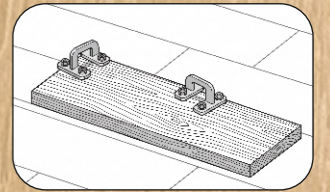
◆ SUITABLE SUBFLOORS

1. Subfloor must be level, clean, and dry. Maximum undulation: 3 mm per 10-foot length.
2. Remove any previously installed floating floors completely.
3. Clean the subfloor with a vacuum or damp mop to remove all dust and debris.
4. Check humidity at five random spots per 100 sq.ft. area. Moisture content should be below 2.5% CCM and RH below 75%.




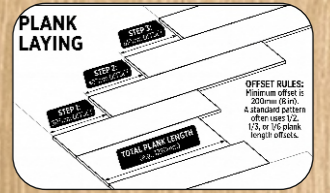
◆ ADHESIVES SELECTION

Madelite Floors recommends using high-quality, eco-friendly adhesives - SR 505 or SR 998. These are synthetic rubberized solvent based adhesives compatible with SPC flooring



◆ INSTALLATION

- ◆ Follow standard installation procedures.
- ◆ Start installation from a right-hand side corner and move across the room.
- ◆ Apply adhesive evenly to subfloor and backside of SPC planks. Allow open time (5–20 minutes depending on temperature and humidity).
- ◆ Lay planks carefully, ensuring proper alignment and bonding.
- ◆ Roll the surface with a 50-kg roller to ensure even adhesion.
- ◆ Avoid heavy foot traffic for 24 hours after installation.
- ◆ Always follow adhesive manufacturer's instructions.



FEATURES



Flexible



Resistant-AC 6



Fire Retardant



Stain Protect



Five Year Warranty



Multi-laying Pattern



Multi-surface applicability



Laid over existing tiles without any breakage



Weather Proof



Green Product



Water Proof



Termite Proof



Anti Fade



Less than a day installation



Dust Free Installation



Anti Skid

12 Powerful & Immersive Colours.

Discover 12 rich, wood-inspired tones designed to elevate any space, from light natural finishes to deep, bold grains. Each shade brings the authentic look of wood with a modern, refined touch, perfect for any interior style.

MADLITE 2.5 offers the perfect balance of beauty and durability. Built for strength and resistance to moisture and wear, it delivers long-lasting performance with realistic textures.

Easy to maintain and designed for everyday living, **MADLITE 2.5** creates stylish, comfortable, and durable spaces.



DESIGN NAME:
QSW - 422

// 150x900mm - R5
Embossed With Uv Coating

Size
150X900 MM

Thickness
2.5 MM

Wear Layer
0.5 MM

Finish
EMBOSSED MATT


Application Method
GLUE DOWN



Scan & See
The Live Room



WHITE LIMBA WOOD



Random - 05



DESIGN NAME:
QSW - 422 | 150x900mm

DESIGN NAME:
QSW - 429

// 150x900mm - R5
Embossed With Uv Coating

Size
150X900 MM

Thickness
2.5 MM

Wear Layer
0.5 MM

Finish
EMBOSSED MATT


Application Method
GLUE DOWN



Scan & See
The Live Room



SLATE GREY



Random - 05





DESIGN NAME:
QSW - 429 | 150x900mm

DESIGN NAME:
QSW - 434

// 150x900mm - R5
Embossed With Uv Coating

Size
150X900 MM

Thickness
2.5 MM

Wear Layer
0.5 MM

Finish
EMBOSSED MATT

Application Method
GLUE DOWN



Scan & See
The Live Room



EBONY WOOD



Random - 05



DESIGN NAME:
QSW - 434 | 150x900mm

DESIGN NAME:
QSW - 435

// 150x900mm - R5
Embossed With Uv Coating

Size
150X900 MM

Thickness
2.5 MM

Wear Layer
0.5 MM

Finish
EMBOSSED MATT


Application Method
GLUE DOWN



Scan & See
The Live Room



OAK WOOD GREY



Random - 05



DESIGN NAME:
QSW - 435 | 150x900mm

DESIGN NAME:

QSW - 441

// 150x900mm - R5
Embossed With Uv Coating

Size
150X900 MM

Thickness
2.5 MM

Wear Layer
0.5 MM

Finish
EMBOSSED MATT


Application Method
GLUE DOWN



Scan & See
The Live Room



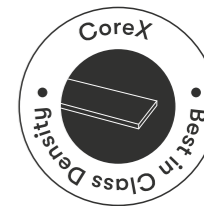
CHESTNUT CHERRY



Random - 05



DESIGN NAME:
QSW - 441 | 150x900mm



DESIGN NAME:
QSW - 442

// 150x900mm - R5
Embossed With Uv Coating

Size
150X900 MM

Thickness
2.5 MM

Wear Layer
0.5 MM

Finish
EMBOSSED MATT


Application Method
GLUE DOWN



Scan & See
The Live Room



BRUNETTE WOOD



Random - 05



DESIGN NAME:
QSW - 442 | 150x900mm

DESIGN NAME:
QSW - 443

// 150x900mm - R5
Embossed With Uv Coating

Size
150X900 MM

Thickness
2.5 MM

Wear Layer
0.5 MM

Finish
EMBOSSED MATT


Application Method
GLUE DOWN



Scan & See
The Live Room



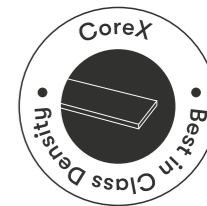
HONEY WOOD



Random - 05



DESIGN NAME:
QSW - 443 | 150x900mm



DESIGN NAME:

QSW - 446

// 150x900mm - R5
Embossed With Uv Coating

Size
150X900 MM

Thickness
2.5 MM

Wear Layer
0.5 MM

Finish
EMBOSSED MATT


Application Method
GLUE DOWN



Scan & See
The Live Room



GLAMWOOD BEIGE



Random - 05



DESIGN NAME:
QSW - 446 | 150x900mm

DESIGN NAME:
QSW - 458

// 150x900mm - R5
Embossed With Uv Coating

Size
150X900 MM

Thickness
2.5 MM

Wear Layer
0.5 MM

Finish
EMBOSSED MATT

Application Method
GLUE DOWN



Scan & See
The Live Room



ROMANO OAKWOOD



Random - 05



DESIGN NAME:
QSW - 458 | 150x900mm

DESIGN NAME:
QSW - 460

// 150x900mm - R5
Embossed With Uv Coating

Size
150X900 MM

Thickness
2.5 MM

Wear Layer
0.5 MM

Finish
EMBOSSED MATT


Application Method
GLUE DOWN



Scan & See
The Live Room



TIMELESS OAK



Random - 05



DESIGN NAME:
QSW - 460 | 150x900mm

DESIGN NAME:
QSW - 472

// 150x900mm - R5
Embossed With Uv Coating

Size
150X900 MM

Thickness
2.5 MM

Wear Layer
0.5 MM

Finish
EMBOSSED MATT


Application Method
GLUE DOWN



Scan & See
The Live Room



DRIFTWOOD HONEY



Random - 05



DESIGN NAME:
QSW - 472 | 150x900mm

DESIGN NAME:
QSW - 473

// 150x900mm - R5
Embossed With Uv Coating

Size
150X900 MM

Thickness
2.5 MM

Wear Layer
0.5 MM

Finish
EMBOSSED MATT


Application Method
GLUE DOWN



Scan & See
The Live Room



TUSCAN COFFEE



Random - 05



DESIGN NAME:
QSW - 473 | 150x900mm

MADELITE 2.5



Right-Fit Solution for Indian Climate

Each Indian state experiences unique weather conditions that can significantly impact flooring performance over time. MADELITE 2.5 has been developed with a unique formulation and specialized manufacturing process to ensure long-lasting performance and user satisfaction.

Ac6

This offer superior scratch resistance to abrasion & impact which makes this product to be ideal application option for malls, stores, supermarkets, club, community hall, corporate office, conference room, hotels, wellness centres, gym and other commercial places.

WS Protection™

Backed by rigorous testing and a strict production process, MADELITE 2.5 delivers consistent and robust performance. Our flooring is designed to withstand indoor temperatures ranging from -10°C to +55°C under normal care conditions.

DURO COAT™

Weather extremities are a real challenge in India. Every MADELITE 2.5 plank is treated with double UV coating and advanced micro-processes, enhancing durability and resistance against weather-induced stress.

CoreX™ Formula

Each Indian state experiences unique weather conditions that can significantly impact flooring performance over time. MADELITE 2.5 has been developed with a unique formulation and specialized manufacturing process to ensure long-lasting performance and user satisfaction.

Right-Fit Solution for Indian Climate

Manufactured using a specialized CoreX formulation, MADELITE 2.5 features a high-density core of 2.05 g/cm³, ensuring superior strength, stability, and long term reliability.

With MADELITE 2.5, we reaffirm our commitment to delivering flooring solutions that are engineered for India, tested for durability, and designed for everyday comfort.

0.5 Wear Layer

Superior wear layer which protects surface from stains, scratch & day to day wear and tear in routine usage. This layer safeguards the nice design pattern to go with your home décor style.

TECHNICAL SPECIFICATIONS

Property	Test Method	Result
Dimensions	EN 427	150 x 900 MM
Thickness Over All	EN 428	2.5 MM
Thickness Wear Layer	EN 429	0.5 MM
Peel Strength of Layers	EN 431	pass
Shear Forces of Layers	EN 432	Good
Residual Indentations	EN 433	Mean value 0.1 mm
Dimension Stability	EN 434	Shrinkage 0.12% / Curling s 1.2 mm
Resistance to Chemicals	EN 423	Class O
Castor Chair Continuous	EN 425	No Disturbance No Delamination
Light Fastness	ISO 105 B02	≥ 6
ASTM 84-03	NFPA Class BI	—
Slip Resistance	DIN 51130	R9

PACKING & WARRANTY DETAILS

Specification	Details
No. of Planks/Box	20 Planks
Coverage/Box	29.06 sqFt
Application	Glue Down
Warranty	10 Years (Residential) & 7 Years (Commercial) Ref detail warranty terms on website

Explore Entire Range

7MM

**HERRINGBONE
6MM**

5MM

MADELITE 2.5

SOFFIT PANEL

Ceiling & Wall

PROFILES



MADELEINE
FLOORS

FLORIM GLOBAL PVT. LTD.

Office Address:

809 - The spire ,Near Shital Park BRTS, 150 Ft Ring Road,
Rajkot 360 007, Gujarat (INDIA).

Factory Address:

Survey No. 92/P5-P1, 93-91/92/94/95, Village Haripar,
Besides Sahkar Cotton, Tankara - Latipar Highway,
Tankara 360 110, Gujarat (INDIA).

+91 94298 55974

info@madeleinefloors.com | hr@madeleinefloors.com